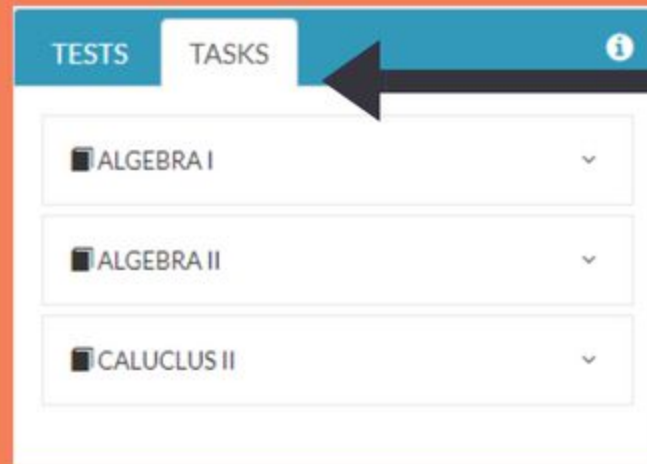


EDITING A TASK ASSIGNMENT

Regardless of whether you assigned a task to a whole course, a single class, or a single individual, the assignment will be separated by class.



1. CLICK THE 'TASKS' TAB

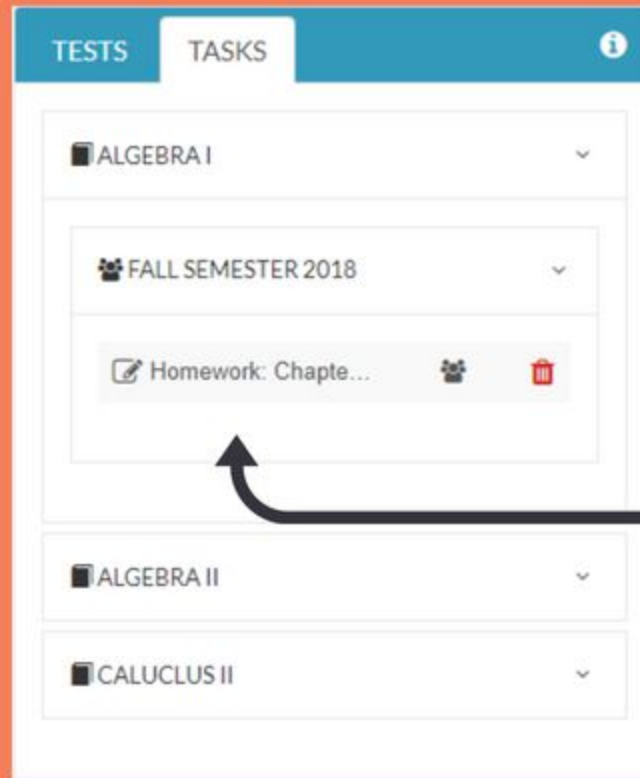
2. SELECT THE APPROPRIATE
COURSE



3. SELECT THE APPROPRIATE
CLASS



4. CLICK THE TASK NAME



If you assigned the task to multiple classes or a course containing multiple classes, the assignment is broken up into one assignment per class.

EDITING A **TASK** ASSIGNMENT CONTINUED...

You are not allowed to change who the task is assigned to here. Since the assignment is broken up into individual classes, you will only be editing the assignment for the class you chose prior to arriving at this wizard.

Edit Task Assignment

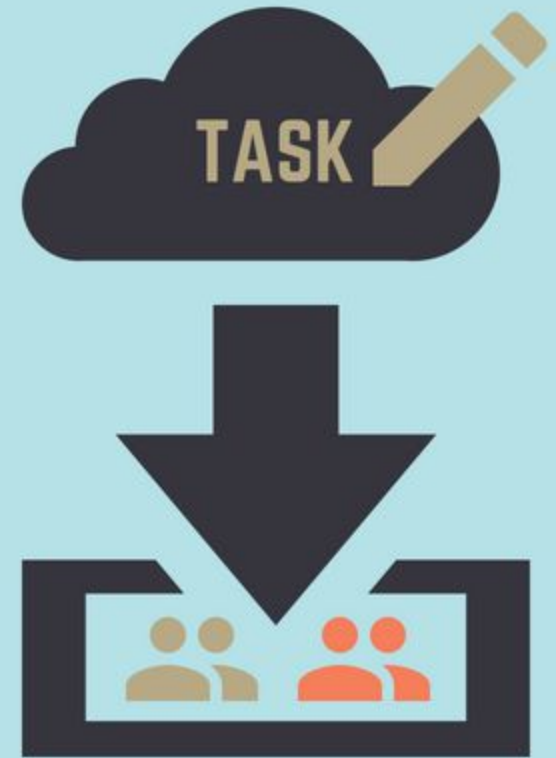
Homework: Chapter 1 Questions

i Select a course, class, or student to assign this test to and click next.

- All Courses
 - Algebra I
 - Fall Semester 2018
 - Algebra II
 - Calculus II

Next

Assignee selections are disabled and cannot be changed here



5. CLICK NEXT



EDITING A **TASK** ASSIGNMENT CONTINUED...

If you declare a due date and require a student response, students will not be allowed to respond after the due date has passed.

Edit Task Assignment

Homework: Chapter 1 Questions
Assignees: 1 class

Due Date
Do you want to set a due date for the task? Yes No

09/28/2018

Student Response
Does this assignment require a response from the student? Yes No

[Back](#) [Save](#)



6. CHANGE DUE DATE IF NECESSARY



7. CHANGE STUDENT RESPONSE IF NECESSARY



8. CLICK 'SAVE' BUTTON




EDITING A **TASK** ASSIGNMENT

CONTINUED...

Edit Task Assignment

Homework: Chapter 1 Questions
Assignees: 1 class

 **Grading Category**
Do you want to link this assignment to a grade scale category? Yes No

Algebra I - Fall Semester 2018
Class 1 of 1

Homework

Back Done



7. EDIT THE GRADING CATEGORY IF NECESSARY

8. CLICK DONE TO FINALIZE