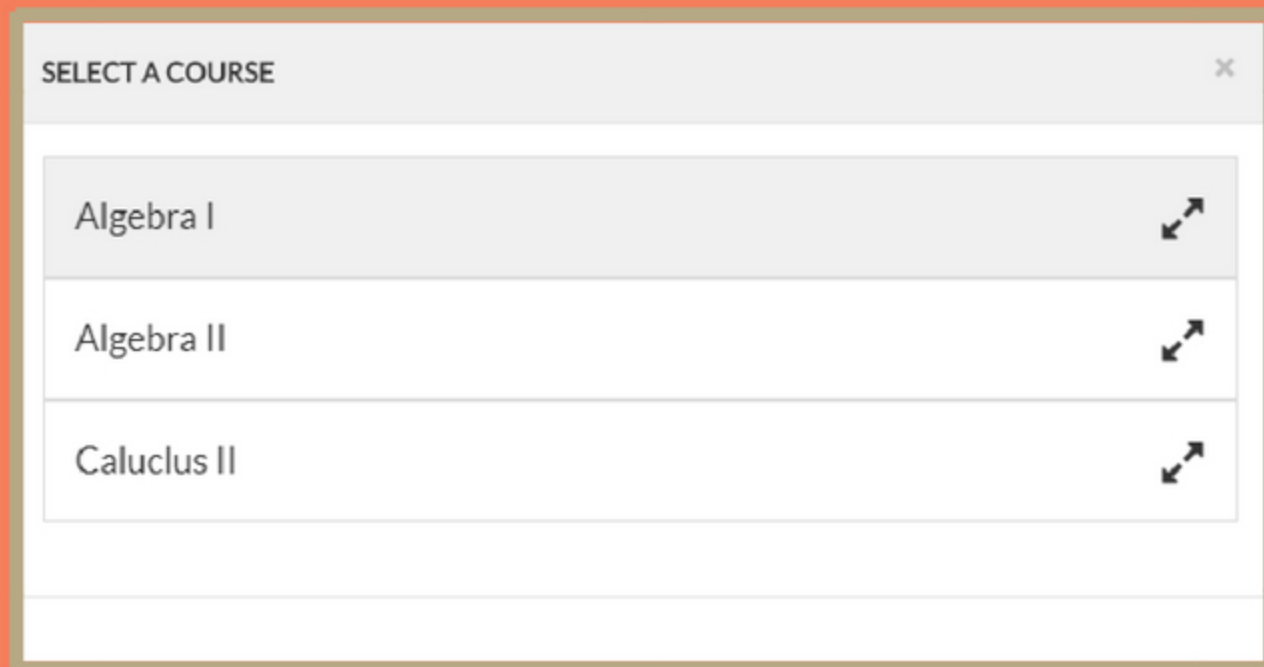
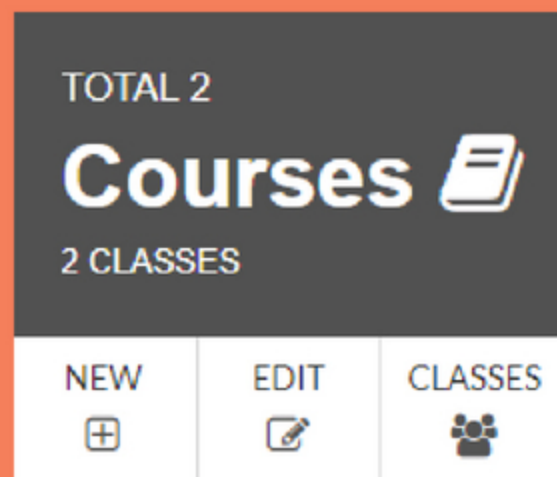


# EDITING A COURSE

After designing your first course, you can create classes within that course. The class is like an instance of the course .

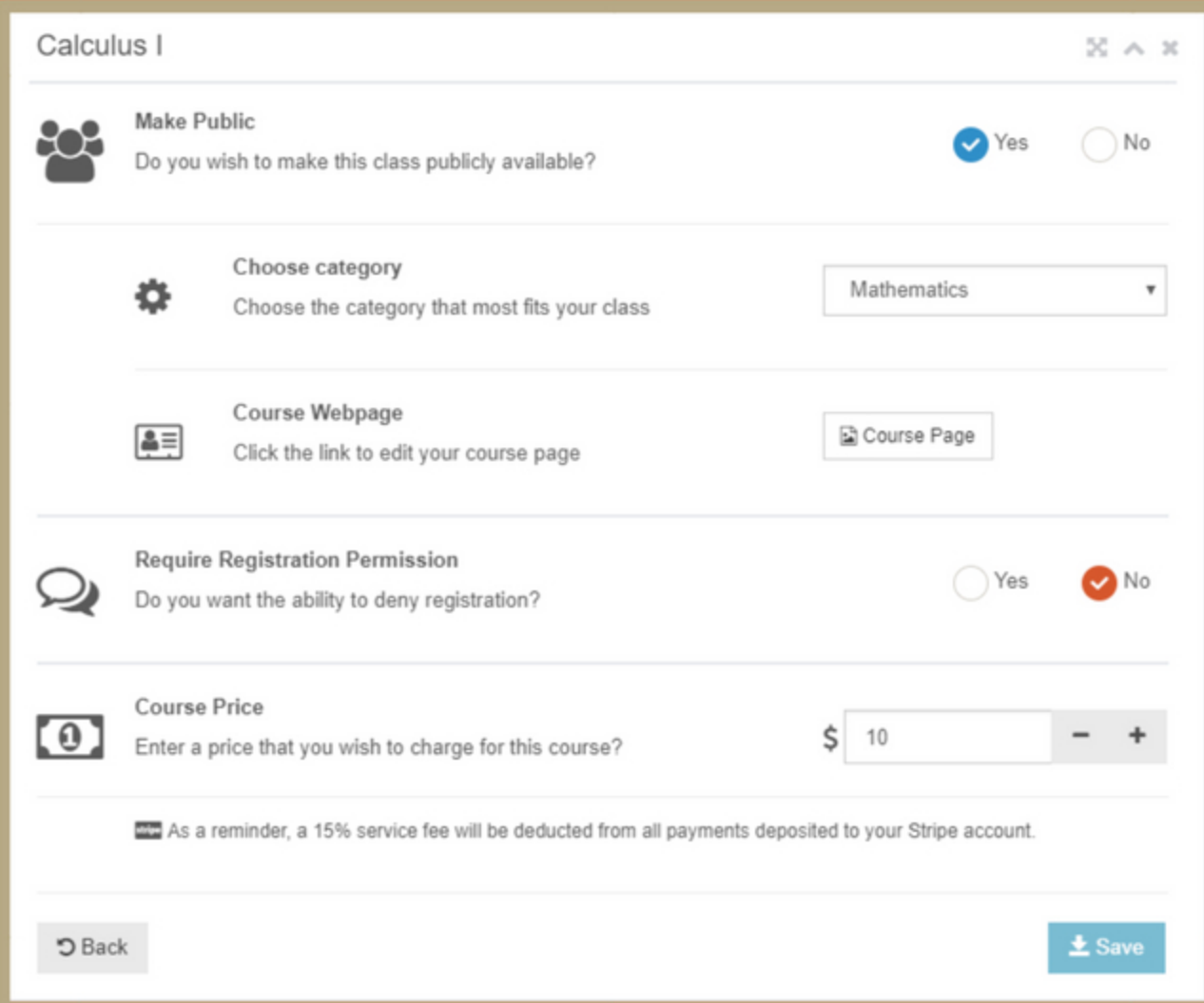


1. CLICK EDIT →
2. COURSE LIST APPEARS
3. SELECT A COURSE



# EDITING A COURSE CONTINUED...

## 4. EDIT COURSE OPTIONS



Calculus I

**Make Public**  
Do you wish to make this class publicly available?  Yes  No

**Choose category**  
Choose the category that most fits your class

**Course Webpage**  
Click the link to edit your course page [Course Page](#)

**Require Registration Permission**  
Do you want the ability to deny registration?  Yes  No

**Course Price**  
Enter a price that you wish to charge for this course? \$  - +

As a reminder, a 15% service fee will be deducted from all payments deposited to your Stripe account.

[Back](#) [Save](#)

## MAKE PUBLIC

Making the course public allows users to search for your course without having a registration code.

## CHOOSE CATEGORY

A category makes it easier for users to find your class if you make it public..

## COURSE WEBPAGE

Create a landing page for your course where users can view the course information and register.

## REGISTRATION PERMISSION

Instructors have the option of requiring that each student get permission before registration is complete.

## COURSE PRICE

Instructors have the ability to charge a fee for their courses. All they have to do is link their Stripe account to SimpleVLE and choose the price you wish to charge

# EDITING A COURSE CONTINUED...

### Algebra I

**Make Public**  
Do you wish to make this class publicly available?  Yes  No

**Choose category**  
Choose the category that most fits your class

**Course Webpage**  
Click the link to edit your course page [Course Page](#)

**Require Registration Permission**  
Do you want the ability to deny registration?  Yes  No

**Course Price**  
Enter a price that

**Course Options Saved!**

You must have a connected Stripe account to charge a price for your classes. [Click here](#) to create a new Stripe account or connect an existing Stripe account. After your Stripe account has been connected, you will have the option to charge a price for the course. A 15% fee will be deducted from all payments made to the Stripe account.

[Back](#) [Save](#)



**5. CLICK 'SAVE' BUTTON**

