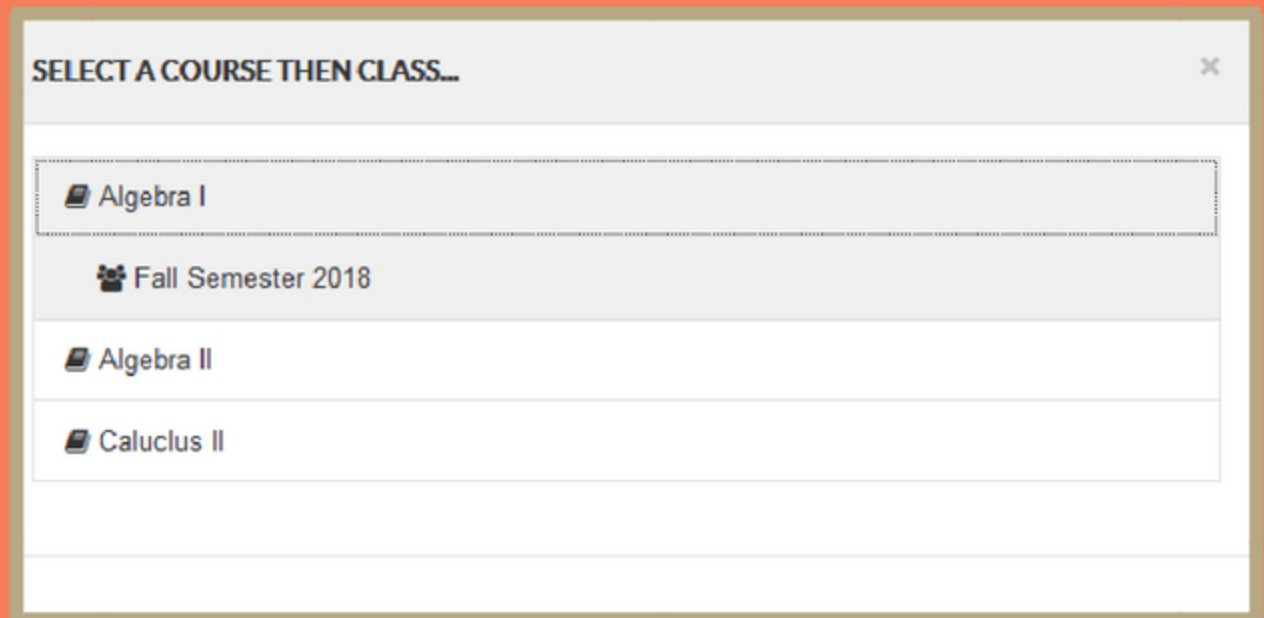
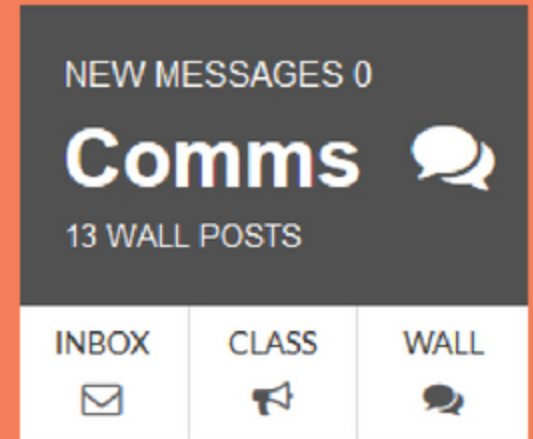


# MAKING A CLASS ANNOUNCEMENT

One of the first things you probably want to do after creating a class is to make an announcement to that class



1. CLICK CLASS 
2. COURSE LIST APPEARS
3. SELECT A COURSE & CLASS




# CREATING A CLASS ANNOUNCEMENT




CONTINUED...

Class Communication ⌵ ⌶ ⌵ ⌵

---

 **Class Announcement** + New Announcement  
Click the 'Create' button to create a class announcement

---

 **Student Messaging**  Yes  No  
Do you wish to allow students to message each other?

---

⏪ Back 💾 Save

4. CLASS COMMUNICATION WIDGET APPEARS



5. CLICK NEW ANNOUNCEMENT



# CREATING A CLASS ANNOUNCEMENT



CONTINUED...

New Announcement

Algebra I: Fall Semester 2018

Welcome to Algebra I

Welcome to our class! This year, we will learn a great deal of mathematics. You will work both individually and in cooperative teams. As with learning anything new, practice is required, which means there will be homework nearly every night. You should expect to be challenged and expect to make mistakes. You will learn by understanding and correcting these mistakes. Do your best and you will be rewarded with an exciting math experience!

- [Web Content Accessibility Guidelines \(WCAG 2.0\)](#)
- [Section 508 Amendment to the Rehabilitation Act of 1973](#)
- [WAI-ARIA](#)
- [IBM Web Accessibility Checklist](#)

body p img

Close Save

6. ANNOUNCEMENT EDITOR APPEARS



7. ENTER NAME OR SUBJECT



8. ENTER CONTENT AND CLICK SAVE

## CKEDITOR

You can design your announcement using simple text or you can style the text as well as uploading and including pictures.